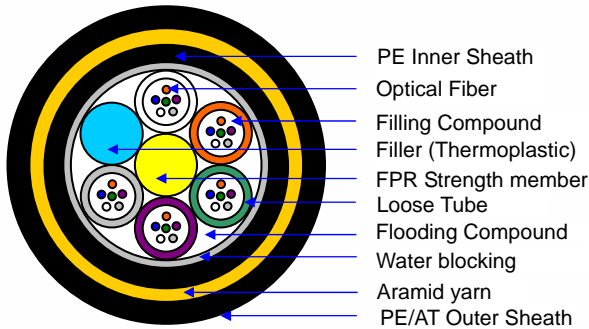


# Fiber Optical Cable

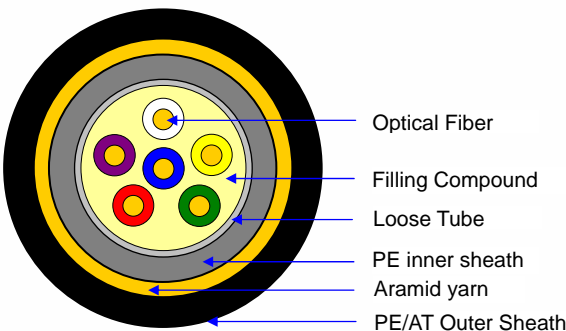
**ADSS (All Dielectric Self-supporting type)**

## Stranded loose tube type



- PE Inner Sheath
- Optical Fiber
- Filling Compound
- Filler (Thermoplastic)
- FPR Strength member
- Loose Tube
- Flooding Compound
- Water blocking
- Aramid yarn
- PE/AT Outer Sheath

## Central tube type



- Optical Fiber
- Filling Compound
- Loose Tube
- PE inner sheath
- Aramid yarn
- PE/AT Outer Sheath

## Product Description

1. ADSS cable complies with IEEE P 1222 as well as IEC 60794-1
2. Can be installed without shutting the power.
3. Excellent AT performance, The maximum inductive at the operating point of AT sheath can reach 25kV
4. Light weight and small diameter reducing the load caused by ice and wind and the load on towers and backprops.
5. Large span length and the largest span is over 1000m.
6. Good performance of tensile strength and temperature.
7. The design life span is 30 years.

## Application:

The actual status of overhead power lines is taken into full consideration when ADSS cable is being designed. For overhead power lines under 110kV, PE outer sheath is applied. For power lines equal to or over 110kV, AT outer sheath is applied. The dedicate design of aramid quantity and stranding process can satisfy the demand on various spans.

## Technical Parameters

Ref. outer diameter mm	Ref. weight kg/km		Ref. daily max. working tension KN	Max. allowable working tension KN	Break strength KN	Strength member CSA mm <sup>2</sup>	Modulus of elasticity KN/mm <sup>2</sup>	Heat expansion coefficient ×10 <sup>-6</sup> /k	Suitable span (NESC Standard, m)			
	PE sheath	AT sheath							A	B	C	D
12.5	125	136	1.5	4	10	4.6	7.6	1.8	160	100	140	100
13.0	132	142	2.25	6	15	7.6	8.3	1.5	230	150	200	150
13.3	137	148	3.0	8	20	10.35	9.45	1.3	300	200	290	200
13.6	145	156	3.6	10	24	13.8	10.8	1.2	370	250	350	250
13.8	147	159	4.5	12	30	14.3	11.8	1.0	420	280	400	280
14.5	164	177	5.4	15	36	18.4	13.6	0.9	480	320	460	320
14.9	171	185	6.75	18	45	22.0	16.4	0.6	570	380	550	380
15.1	179	193	7.95	22	53	26.4	18.0	0.3	670	460	650	460
15.5	190	204	9.0	26	60	32.2	19.1	0.1	750	530	750	510
15.6	194	208	10.5	28	70	33.0	19.6	0.1	800	560	800	560
16.3	211	226	12.75	34	85	40.0	20.1	0.1	880	650	880	650
16.8	226	242	15.45	41	103	48.0	24.0	-0.4	1000	750	1000	760
17.2	236	253	16.2	45	108	51.0	25.1	-0.5	1100	800	1100	830
17.9	249	266	18.0	50	120	58.8	26.1	-0.8	1180	880	1180	900

## Specification and Properties

Attenuation(dB/km) 20°C	3.0 (850nm) 1.0 (1300nm)
Bandwidth (Class A) (MHz-km)	200 (850nm) 600 (1300nm)
Numerical Aperture	0.275±0.015NA
Operating Temperature	-40°C ~ +70°C

**Sin Yu Technology Inc.**

<http://www.sinyu.com.tw/>

Email : [sinyu@ms17.hinet.net](mailto:sinyu@ms17.hinet.net) , [sales@sinyu.com.tw](mailto:sales@sinyu.com.tw)

Tel: 886-6-5014093

Fax: 886-6-5011442

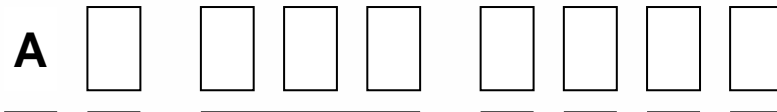
No. 115, Tan Ting Village, Hsin Shih County, Tainan County, Taiwan, R.O.C.



# Fiber Optical Cable

**ADSS (All Dielectric Self-supporting type)**

## Description of Purchase Cord



**Cable Type** \_\_\_\_\_

A All Dielectric Self-supporting type

**Construction** \_\_\_\_\_

L Stranded Loose-tube type  
C Central tube type

**Number of Fiber** \_\_\_\_\_

002~144cores

**Fiber Type** \_\_\_\_\_

S 9/125um single mode (SM)  
G 50/125um GI multi-mode (MM)  
M 62.5/125um GI multi-mode (MM)

**Maximum Attenuation (dB/km)** \_\_\_\_\_

**SM: (1310/1550um)**

1 0.4/0.3dB/km  
2 0.5/0.35dB/km

**50/125um GI MM: (850/1300um)**

A 3.0/1.0dB/km, Band-width > 500/1000MHz-km  
C 3.5/1.2dB/km, Band-width > 400/800MHz-km

**62.5/125um GI MM: (850/1300um)**

B 3.0/1.0dB/km, Band-width > 200/600MHz-km  
D 4.0/1.2dB/km, Band-width > 160/400MHz-km

**Strength Member Type** \_\_\_\_\_

F FRP rod

**Number of Tube** \_\_\_\_\_

001~144